

Visit us online
www.littleangelwingscc.com



Little Angel Wings Childcare & Preschool

Volume 3, Issue 4

April 2009

INSIDE THIS ISSUE:


| | |
|---------------|---|
| Reminders | 1 |
| Preschool | 1 |
| Learning Time | 2 |
| Books to Read | 2 |
| Kid's Korner | 3 |

Supplies

As mentioned last month we will be heading outdoors when the weather permits. Please make sure that your child has the necessary supplies to have a fun and safe day outside. I have several sunhats for the kids to use while they are at daycare, but you are more than welcome to bring them one of their own! Make sure they have a jacket/sweatshirt, shoes, and sunscreen to use EVERY day. As always, if we are outdoors playing, PLEASE do not pull into the driveway. Park on the street to ensure that all the children remain safe and the remaining children can continue playing during pick-up time!

Preschool

I have been routinely working with all of the kids on Tuesdays and Thursdays of each week to learn colors. Originally, I was just going to work with the older kids, but after some consideration I decided that the younger ones could really learn from their peers and mimic what the big kids were working on. They are all developing wonderful hand eye coordination. After they have all learned their colors we will move onto shapes. On the alternating days we continue to work on sign-language, sing the alphabet, and count to at least 25. As well as all the preschool lessons I have been trying different tactics to reduce the stress level among everyone in the house. Sharing has become somewhat of a problem lately and I'm hoping with trying different methods it will be a short-lived phase they are all going through.



**Happy Easter -
April 12th
Week of the
Young Child
April 14-18th
Do something
special with
your child!**



Learning Time - Sign Language

Continue to encourage your little ones to use their 'words'. By using a simple please in sign is SO much better than a scream when they want something. Eventually they will understand that by being patient and using their words to communicate they will get what they want much sooner. No matter what age, kids are very quick to learn new skills and sign-language will improve their vocabulary and reduce the stress level with them and everyone around them. Some of the kids are at the age where they are getting frustrated because they don't get what they want 'right' when they want it and then tend to scream-extremely loud! They are at the phase of thinking ALL the toys are theirs and I am trying desperately to make them understand that they have to share. PLEASE be firm with them if they show these signs at home and ask them to use their 'words'-either by signing or

saying what they want. Hopefully with the repetition it will encourage them to stay calm rather than throwing a fit!

Help: Place the closed right hand on the flat palm and lift both hands together.

More: Touch the fingertips of both hands before the chest with palms facing down. The right hand can be brought up to meet the left from slightly lower position.



Stop: Bring the little finger side of the right flat hand down sharply at right angles on the left palm.

No: Bring the right thumb, index and middle fingers together while shaking the head side to side.

Yes: The right "S" hand represents the nodding of your head. Raise and lower your fist, bending at the wrist.



Hurt: Place the right middle finger on the heart with the other fingers extended; then twist the hand quickly forward and outward from the wrist.


Shoes: Strike the thumb sides of both closed hands together a few times.

Socks: Point both index fingers down. Rub them up and down against each other alternately.



"...keep the words simple..."


Books to Read



"Read to your children often to instill a love of reading in them to last a lifetime. Let them pick the book you read and watch them sit and listen"



"read to your children often..."



Kid's Korner

How many words can you make from

Happy Easter?



Color the picture.

How many words can you find?

| | | | | | | | | |
|---|---|---|---|---|---|---|---|---|
| B | U | T | T | E | R | F | L | Y |
| A | F | G | R | T | U | J | K | S |
| F | L | W | G | R | E | E | N | P |
| L | W | O | G | H | K | P | X | R |
| O | C | L | G | H | K | I | L | I |
| W | D | L | E | W | R | R | J | N |
| E | F | E | L | P | R | U | P | G |
| R | G | Y | L | X | K | J | Y | U |
| S | H | J | K | T | Y | U | W | I |

Green
Spring
Flowers

Yellow
Purple
Butterfly

What's Different?

Find the difference in the two pictures. List them below or circle them in the pictures.