

Visit us online  
[www.littleangelwingscc.com](http://www.littleangelwingscc.com)



## Little Angel Wings Childcare & Preschool

Volume 3, Issue 8

August 2009

### INSIDE THIS ISSUE:

Preschool	1
Events	1
Learning Time	2
Books to Read	2
Kid's Korner	3



**Enjoy those final days of summer with your children this month. Going swimming, take a bike ride, or just take a stroll through the park.**



## Preschool

I have been working with the kids on a few different types of activities. Our main goal has been to make sure everyone is getting along. Sharing has been an issue on some days. We have gone back to providing each child with a toy and then rotating them after a period of time to make sure all the kids get a chance to play with all of the toys. During the days when we have sit down pre-school and color I put a pile of crayons in the middle of the circle and have them share those as well.

Taking turns seems to be working out pretty well. I find that with fewer toys out for them to play with creates more interest in what they are playing with and less confusion and clutter. They are all learning new skills and getting along better and better every day!

## Events

As mentioned in the newsletter last month, I will continue to try to do pre-school on Tuesdays and Thursdays. The past few weeks I have been taking advantage of 'free movie' days at the Great Escapes theatre. We will be getting back on track with the lessons now that the movie days are coming to an end. As always I will get the kids outdoors as much as possible when the weather permits. I will also treat the kids to Applebee's on an occasional Tuesday or Thursday if they are all on their best behavior-plus I love getting them out of the house for a bit and getting some exercise during the day. They love the adventure walk as well. Ask me how you can join a great cause at no cost to you and I will even throw in a bonus for mentioning it to me.

# Learning Time - Sign Language

Please continue to encourage you little ones to use sign-language when communicating. We have been working on it here at day-care in between activities but will be concentrating on more words and the alphabet more in the near future.



**Please** - Make a circle with the right flat hand over the heart.

**Thank-you** - Touch the lips with the fingertips of one or both flat hands, then move the hands forward until the palms are facing up. It is natural to smile and nod the head while making this sign.



**Mother** - Touch the right chin with the thumb of the right open hand. The fingers may be wiggled slightly.

**Father** - Touch the forehead with the thumb of the right open hand. The fingers may be wiggled slightly.



**Milk** - Squeeze both slightly open S hands with a downward motion, alternating hands.



**Eat** - The right and hand moves toward the mouth a few times.



**Hurt** - Place the right middle finger on the heart with the other fingers extended; then twist the hand quickly forward and outward from the wrist.



**Water** - Touch the mouth of the index finger of the right W hand a few times.



**Yes** - The right "S" hand represents the nodding of your head. Raise and lower your fist, bending at the wrist.

**No** - Bring the right thumb,

index and middle fingers together while shaking the head side to side.

**Done** - Hold the left flat hand with fingers pointing forward and palm facing right. Move the fingers of the right flat hand outward along the index-finger edge of the left until it drops off the end.






**Potty** - Shake the right T hand in front of the chest with the palm facing forward.

**More** - Touch the fingertips of both and hands before the chest with palms facing down. The right hand can be brought up to meet the left from slightly lower position.



"...keep the words simple..."




## Books to Read



"Read to your children often to instill a love of reading in them to last a lifetime. Let them pick the book you read and watch them sit and listen"



"read to your children of-ten..."



# Kid's Korner

How many words can you make from  
Back to School?

---

---

---

---

---


---

---

---

---

---



Color the picture.

How many words can you find?

S	C	H	O	O	L	Y	F	T
T	D	Y	I	O	P	L	M	E
U	R	T	U	N	A	P	N	A
D	H	D	T	W	P	J	K	C
E	D	O	P	Z	P	A	R	H
N	P	P	L	E	L	F	A	E
T	S	T	U	D	E	E	N	R
S	T	S	C	R	A	Y	J	K
C	R	A	Y	O	N	S	U	G
F	F	F	G	A	L	F	V	D
T	S	X	A	F	H	K	O	P
K	G	T	H	D	C	N	M	M

What's Different?

Find the difference in the two pictures. List them below or circle them in the pictures.




---

---

---

---

---

---

---

---

---

---

- School
- Teacher
- Students

- Apple
- Crayons
- Flag