

Visit us online
www.littleangelwingscc.com



Little Angel Wings Childcare & Preschool

Volume 2, Issue 2

February 2008

INSIDE THIS ISSUE:

Preschool	2
Reminders	2
Learning Time	2
Books to Read	3
Kid's Korner	4

"The love of family is life's greatest blessing."

Happy Birthday Gracie!



Just and FYI that we will be having a little Valentine's Day celebration on the 14th. I will be making boxes with the little ones to put cards in if you would like to bring some for all of your child's friends at daycare. I will give you a list of the kids that will be in attendance on that day on your daily note a few days prior!

Preschool

As always I am writing lesson plans for each child and trying to make sure that what we are learning is FUN for the little ones. For the older children I am having them sing to the smaller ones creating a sense of accomplishment and pride. I will have them read a book and make up their own story using their imagination and reassuring that whatever story they tell will be just fine. The little ones love the interaction and it has been bringing all of the kids closer together. We continue to make games out of the review of colors, counting, alphabet, shapes, and nursery rhymes. I use puzzles to teach coordination, flash cards for review, songs for memory, and dancing for exercise and fun. Manners and respect for one another are stressed every day.

Reminders

Please let me know if you are planning vacation time or if you will not be at work so that I may plan preschool lessons and my time off around your time off, as I do try and take time off with the parents when possible.



"...use puzzles to teach coordination."

Learning Time - Sign Language

I encourage all the parents to work with your little ones with the sign language words along with the verbal skills on a daily basis. Repetition of the sign and verbal words will help your little one communicate sooner than just using verbal skills. It helps relieve tension and frustration when they can let you know what they want or don't want! Try to keep the words simple and don't give them too many at once.

Water - Touch the mouth with the index finger of the right *W* hand a few times.



Please - Make a circle with the right flat hand over the heart.



Thank-you - Touch the lips with the fingertips of one or both flat hands, then move the hands forward until the palms are facing up. It is natural to smile and nod the head while making this sign.

Mother - Touch the right chin with the thumb of the right open hand. The fingers may be wiggled slightly.



Father - Touch the forehead with the thumb of the right open hand. The fingers may be wiggled slightly.



More - Touch the fingertips of both hands before the chest with palms facing down. The right hand can be brought up to meet



the left from slightly lower position.

Milk - Squeeze both slightly open S hands with a downward motion, alternating hands.





Eat - The right hand moves toward the mouth a few times.



"...keep the words simple..."




Books to Read



"Read to your children often to instill a love of reading in them to last a lifetime. Let them pick the book you read and watch them sit and listen"



"read to your children often..."



Kid's Korner

How many words can you make from
Happy Valentine's Day?



Color the picture.

How many words can you find?

V A L E N T I N E
 H L E A T H E R T
 R S T R A E H O A
 B Y N P E D S K L
 F L O W E R S L O
 H G L E P U Y L C
 E R T V H A R T O
 L O V O U R R E H
 D G H L Y D N A C

Valentine
 Love
 Candy

Chocolate
 Flowers
 Hearts



What's Different?

Find the difference in the two pictures. List them below or circle them in the pictures.
