

Visit us online
www.littleangelwingscc.com



Little Angel Wings Childcare & Preschool

Volume 3, Issue 2

February 2009

INSIDE THIS ISSUE:

Preschool	1
Learning Time	2
Books to Read	2
Kid's Korner	3

Preschool

I have been using flashcards with all of the little ones to teach them how to recognize the letters of the alphabet and the numbers 0-25. As we work on them more I have noticed that the kids are all learning a little bit more each day. We continue to listen to music, sing, dance, and practice sharing. I've been working on the older kids at hand-eye coordination skills by having them color pictures and work on puzzles. It's been teaching them their colors, sharing and cooperation as well as telling *me* if they are ready for the next step in their preschool activities. I continue to work with the sign-language on a daily basis and encourage all the kids to use sign along with their words. This helps them learn to communicate with each other.

Reminders

As mentioned last month daycare will close promptly at 4:00 on February 19th (Thursday) and will be closed February 20th (Friday). If you would like Jen to watch your little one while I am gone PLEASE give here a call ASAP as she is limited on her availability. Just a quick reminder, if your tuition is due that week it will need to be turned in at drop-off time on Thursday.

PLEASE do not pull into the driveway if there is snow on it. I have been 'trying' to pull the potted trees to the center but don't always get to it in time. When we drive on it and pack it down it makes it almost impossible to get it completely cleared and therefore turns into ice, even when it has just snowed a little. Also, when parking in the driveway please remember that other parents may be dropping off or picking up at the same time and will need space in the driveway as well. Pull to one side or the other to allow room for all the parents.

Contract

After many years of providing childcare I have found it necessary to change a part of the contract. I want to keep the lines of communication open and provide a safe and happy environment for your children. Please let this letter serve as an addendum until I can get a new copy of the Policy Statement out. Under the "Parent Responsibilities" area I will be adding the following: I will notify Sonya if I should need to be out of the office or away from work for any reason. I will assume that if your child is at daycare you are at work, therefore if I need to contact you I will call the provided work numbers first. I would also like to point out the "Illness" portion of the contract for all of my parents to review. Now that we are in the cold and flu season I would like to take all necessary measures to make sure I provide the healthiest atmosphere for your children while in my care. I will expect excellent communication between myself and my daycare families; as always if your child becomes ill or is exposed to an illness while in my care I will notify the parents as soon as possible. In return, I expect that if your child has been ill or exposed to an illness at home you will notify me and keep them home to limit exposure.



Make a Valentine with your child this month and share it with a friend!



Learning Time - Sign Language

All of the kids seem to be doing very well with grasping the sign-language words that we have been working on. As mentioned in previous newsletters the older kids LOVE to teach the younger kids and it never gets old to see how much joy they all get out of this learning process. My favorite time to work on sign is during meals; I have their undivided attention and have the entire group in one place at the same time! Try to take five minutes every night to review the words they are working on at day-care-the repetition will encourage them and reassure them of how well they are doing.



Please - Make a circle with the right flat hand over the heart.

Thank-you - Touch the lips with the fingertips of one or both flat hands, then move the hands forward until the palms are facing up. It is natural to smile and nod the head while making this sign.



More - Touch the fingertips of both hands before the chest with palms facing down. The right hand can be brought up to meet the left from slightly lower position.

Milk - Squeeze both slightly open S hands with a downward motion, alternating hands.



Eat - The right *and* hand moves toward the mouth a few times.

Father - Touch the forehead with the thumb of the right open hand. The fingers may be wiggled slightly.






Mother - Touch the right chin with the thumb of the right open hand. The fingers may be wiggled slightly.





“...keep the words simple...”

Books to Read

“Read to your children often to instill a love of reading in them to last a lifetime. Let them pick the book you read and watch them sit and listen”



“read to your children often...”



Kid's Korner

How many words can you make from
Happy Valentine's Day?



Color the picture.

How many words can you find?

V A L E N T I N E
 H L E A T H E R T
 R S T R A E H O A
 B Y N P E D S K L
 F L O W E R S L O
 H G L E P U Y L C
 E R T V H A R T O
 L O V O U R R E H
 D G H L Y D N A C

Valentine
 Love
 Candy

Chocolate
 Flowers
 Hearts

What's Different?

Find the difference in the two pictures. List them below or circle them in the pictures.