

Volume 4, Issue 11
November 2010

Special points of interest:

- Preschool
- Supplies
- Parking
- Holidays & Vacation
- Year End Tax Receipts
- Books
- Kid's Korner



Little Angel Wings Childcare & Preschool Newsletter

Preschool

The kids are working on their writing skills as well as colors, counting, shapes, opposites, sign-language, and manners . Perfecting writing their first and last name will be the goal for November as well as learning their phone numbers. Tuesdays and Thursdays will continue to be our workbook days and alternating activities on the rest of the days. When the weather permits we will be enjoying it while we can.

Supplies

As the colder weather is sneaking up on us I want to remind all the parents to make sure your little one is ready for outdoor play every day. Please remember to have warm clothing including a jacket or sweatshirt as well as shoes. We all love our walks this time of year and want to get out as often as possible to enjoy the beautiful colors of fall.

Parking

Just a reminder about the parking around daycare. If we are out front playing, please park on the street so the little ones can continue to play while you are picking up your child...you never know how many kiddos are remaining at daycare and it's better to be safe. If it is safe to pull into the driveway assume there may be another parent dropping off or picking up at the same time and ALWAYS pull as far to one side or the other of the driveway. I have added 3ft of rock on the north side to allow more parking space. When the snow starts to fall I will do my best to keep the driveway clear, but if I haven't cleared it when you arrive, PLEASE park on the street until I can get back outdoors and get it removed. I have spent hours chopping up ice from the packed down snow and want to try and save some work for myself this year. I will put salt down early on the days it is snowing and 'try' to stay ahead of it!



Holidays/Vacation

The following is a list of all the days off from now until the first of the year!

November 19th-Personal day

November 25th-Thanksgiving (Holiday)

November 26th-Day after Thanksgiving (Holiday)

December 10th-Personal Day

December 23rd-Holiday (floating Holiday for Christmas Eve)

December 24th-Holiday (floating Holiday for Christmas)


December 27th- Vacation Day

December 28th- Vacation Day

December 29th Vacation Day

December 30th-Holiday (floating Holiday for New Year's Eve)

December 31st-Holiday (floating Holiday for New Year's Day)



January 3rd-Daycare Resumes-kids return

Please mark your calendars of these dates and if you should need back-up care for any of the days, I suggest you make arrangements early as many daycares will be closed over the holidays.

Year End Tax Receipts

I will be working on the year-end receipts during my break in December and have them to all the daycare families by mid January-once all the checks for tuition have been turned in for the month of December. If you should need something sooner, please let me know so I can work on that! A reminder to all the families that have tuition reimbursement with their work to remind me so I can make note of that when I am preparing my taxes.

To all my daycare families: I would like to say thank-you very much for giving me the best job I could ever ask for!!!

Learning Time - Sign Language Words

I continue to use the common everyday words such as please and thank-you with the little ones. Recently I have been doing a little bit of review to see how many words they remember and to find out which ones we need a little work on. They seem to have a pretty good grasp on what they have learned in the past. With a little bit more review I will begin to introduce a few new words here and there.



Learning Time - Sign Language Words



One: Hold up the right index finger with the palm facing forward.



Six: Hold up the right separated index, middle, and ring fingers, palm forward, while touching the tips of the thumb and little finger.

Two: Hold up the separated right index and middle finger with palm facing forward.



Seven: Hold up the right separated index, middle, and little fingers, palm forward, while touching the tips of the thumb and ring finger.



Three: Hold up the separated right index, middle finger and thumb with palm facing forward.



Eight: Hold up the right separated index, ring, and little fingers, palm forward, while touching the tips of the thumb and middle finger.

Four: Hold up the separated right four fingers with the thumb bent over and palm facing forward.



Nine: Hold up the right separated middle, ring, and little fingers, palm forward, while touching the tips of the thumb and index finger.








Five: Hold up the right open hand with palm facing forward.




Ten: Shake the A hand back and forth at the wrist with palm facing left and thumb extended upward.

Suggested Reading



Kid's Korner

How many words can you make from
Happy Thanksgiving?



Color the picture.

How many words can you find?

T H A N K S R O B
 H P H A E M A N Y
 A K I P M J C K P
 N T H I A N O K S
 K G I L V I R N Y
 S G C G O R N N E
 G P I R L G R I K
 I M T I U R K E R
 V Y T M H A N K U
 I H H A R V E S T
 N A R B E N V S T
 G R G H T Y R E T

Thanksgiving
 Turkey
 Harvest

Corn
 Thanks
 Pilgrim

What's Different?

Find the difference
 in the two pictures.
 List them below or
 circle them in the
 pictures.