

Visit us online
www.littleangelwingscc.com



Little Angel Wings Childcare & Preschool

Volume 4, Issue 9

September 2010

INSIDE THIS ISSUE:

Preschool	1
Holiday	1
Books to Read	2
Kid's Korner	3

Thank-you to all my daycare families...because of you, I get to wake up every day to a job I LOVE!!!

Preschool

Starting this month we will be getting out our workbooks again and working on a little review and some new things as well. With the smaller children I will focus more on age appropriate skills and the older kids will be working on a few more challenging projects to get their minds going. As long as the weather permits we will still be going on field trips on days we aren't working on 'school'. As always, on field trip days we will sing songs and do more 'I spy' games when we are out walking.



Why not bake an apple pie or make some applesauce with your child this month?



Holiday

Labor Day is Monday September 6th, 2010-Daycare will be closed on this day!! Hope you all have a WONDERFUL and Safe day!!!

Projects

In the very near future you will be seeing some changes and of course with that some mess around the house. I have planned a few new things to help things run a little better with the daycare and hopefully allow me to be a bit more organized with all my 'jobs'. Please be patient as I will be doing my best to get everything done in a timely manner.

Susan G. Komen

The race for the breast cancer cure is coming again this October and I am making the same offer that I did last year...if you would like to be a part of our team "Before They Blossom" I will pay for you to enter. If you are interested I will get you more information-just let me know. Kids 3 and under are FREE!!



Tissues & Wipes

It's that time again to rebuild our supplies at daycare. Please bring a refill package of Huggies wipes and a box of soft tissues...I prefer the ones with lotion or Vicks. The softer the better for the little noses they are touching.

Learning Time - Sign Language

We have been working a bit on familiar words and when we have rain days or even during book time we work on new words. I still encourage the kids to use sign when talking to me just so they are reminded of how to use it. Using sign really has come in handy when we are out to lunch or in a public setting. I can talk to the kids without interrupting others around us. Please continue to work with your kids at home - they are all doing a GREAT job...as well as the parents!

Please - Make a circle with the right flat hand over the heart.



Thank-you - Touch the lips with the fingertips of one or both flat hands, then move the hands forward until the palms are facing up. It is natural to smile and nod the head while making this sign.

Mother - Touch the right chin with the thumb of the right open hand. The fingers may be wiggled slightly.



Father - Touch the forehead with the thumb of the right open hand. The fingers may be wiggled slightly.



Milk - Squeeze both slightly open S hands with a downward motion, alternating hands.

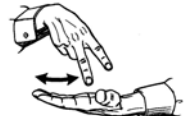


Movie - Place both flat open hands palm to palm with the left palm facing somewhat



forward. Slide the right hand back and forth over the left hand a few times. Most of the movement is from the right wrist.

Dance - Point the left flat upturned hand to the right; then swing the downturned fingers of the right V hand from side to side over the left palm.




Cookie - Place the right C thumb and fingertips into the left flat palm and twist. Repeat a few times.



“...keep the words simple...”



Books to Read



“Read to your children often to instill a love of reading in them to last a lifetime. Let them pick the book you read and watch them sit and listen”




“read to your children often...”



Kid's Korner

How many words can you make from
Apple Tree?



Color the picture.

How many words can you find?

A	P	P	L	E	A	P	O	D
G	K	L	I	Y	P	Y	J	K
T	R	T	E	E	P	L	E	A
R	I	K	H	G	L	M	L	P
E	C	D	F	S	E	E	D	S
E	K	P	H	A	S	P	P	K
L	E	P	P	H	A	J	K	B
H	Y	P	R	Y	U	T	X	D
E	W	I	A	R	C	Y	K	L
B	N	E	M	K	E	U	Y	R
G	F	R	E	W	Q	S	D	G



What's Different?

Find the difference in the two pictures. List them below or circle them in the pictures.

Apple
Tree
Seeds

Pie
Applesauce