

Visit us online
www.littleangelwingscc.com



Little Angel Wings Childcare &

Volume 6, Issue 1

January/February
2012

Happy New Year

INSIDE THIS ISSUE:

Preschool	1
Learning Time	2
Books to Read	2
Kid's Korner	3

Preschool

We have been working on letters and their sounds as well as visual charts. The older kids are continuing to spell and sound out words-I can't believe how quickly the 4 year olds are learning. They also love being the little 'teacher' when it comes to showing the smaller children how to do a certain activity or sound out a word. We will continue to work on the alphabet, counting (in English and Spanish), colors, shapes, memory, animals and their sounds, baking and some craft projects. The babies are always a part of what the older kids are working on and they absolutely LOVE it when the older kids sing and include them in their activity.



Make a Valentine with your child this month and share it with a friend!



Updates

I have completed the year-end receipts and have begun to hand them out, if you have not seen yours yet they should be on their way to you soon. If you haven't received your copy by February 6th, 2012, please let me know so I can make sure you have that information for your taxes. REMINDER: I will be working on my taxes the first part of February, please let me know if you have tuition reimbursement from work so I can inform my accountant of the additional places my tax ID may be used!

Holiday

I plan on making Valentine's Day special for the kids. We will have a couple of celebrations to make sure all the kids are included. The 1st party will be on February 8th. If you would like to bring Valentine's for the kids at daycare please bring them on this date! We will be working on crafts between now and Valentine's Day and celebrate the holiday again on the 14th with special foods and treats.

Learning Time - Sign Language

Now that the bigger kids are working on spelling we will bring back the alphabet into our signing lessons as well as working on easier every day words with the smaller kids. The best feeling in the world is seeing a little one communicate without words and then watching them get so excited when you understand what they were saying.



Please - Make a circle with the right flat hand over the heart.

Thank-you - Touch the lips with the fingertips of one or both flat hands, then move the hands forward until the palms are facing up. It is natural to



smile and nod the head while making this sign.

More - Touch the fingertips of both hands before the chest with palms facing down. The right hand can be brought up to meet the left from slightly lower position.



Milk - Squeeze both slightly open S hands with a downward motion, alternating hands.



Eat - The right *and* hand moves toward the mouth a few times.

Sleep - Put your palms together. Your hands are open with your fingers together. Bring your hands up to your dominant

side's ear and rest your head on your non-dominant hand.

Father - Touch the forehead with the thumb of the right open hand. The fingers may be wiggled slightly.



slightly.




Mother - Touch the right chin with the thumb of the right open hand. The fingers may be wiggled





“...keep the words simple...”

Books to Read

“Read to your children often to instill a love of reading in them to last a lifetime. Let them pick the book you read and watch them sit and listen”



“read to your children often...”



Kid's Korner

How many words can you make from
Happy Valentine's Day?



Color the picture.

How many words can you find?

V A L E N T I N E
 H L E A T H E R T
 R S T R A E H O A
 B Y N P E D S K L
 F L O W E R S L O
 H G L E P U Y L C
 E R T V H A R T O
 L O V O U R R E H
 D G H L Y D N A C

Valentine
 Love
 Candy

Chocolate
 Flowers
 Hearts

What's Different?

Find the difference in the two pictures. List them below or circle them in the pictures.