

Visit us online
www.littleangelwingscc.com




Little Angel Wings Childcare & Preschool

Volume 5, Issue 6

June 2011

INSIDE THIS ISSUE:

Preschool	1
Outdoor Time	1
Learning Time	2
Books to Read	2
Kid's Korner	3



Happy Father's Day - June 19th.



Preschool

As summer approaches, along with the nicer weather, I would like to take every opportunity to get the kids outdoors as much as possible!! This will result in less 'homework' on paper. They are still learning and reviewing their lessons, it just may be in chalk on the sidewalk rather than something to take home! I love to see them being active and feel that it's very important to get exercise and explore the world beyond the four walls they have been surrounded by for far too long. We have been making up games that involve counting, finding colors, adding, sharing and using their manners. They are having a ton of fun 'researching' bugs and learning about flowers and plants!

Reminders

Please make sure that your child has all the necessary items to be outdoors having fun. Some days may be chillier than others and would require a light-weight jacket or sweater, shoes, and sunscreen or even a hat would be GREAT!! I do apply sunscreen before we go out to play, but if you would like me to do something different or use a certain kind then let me know and I can make a note.

Thank-you

I would like to thank all of my daycare families for the continued support and sharing your little ones with me! I can't imagine my life without them in it! As a Thank-you I would like to give you a night of 'adult time'. Friday, June 17th I would like to offer to keep the kids overnight for a slumber party. When you drop off Friday morning bring a pair of PJ's and a change of clothes for the next day. We will have a little pizza party and watch a movie or see what the evening brings. You may pick the little ones up Saturday morning at 11:00. Please let me know if your child may take part in the evening so I can plan accordingly!

Learning Time - Sign Language

We continue to use sign on a daily basis and work on new words along with the review. I've noticed it's almost second nature with the older kids, as they have become so used to using sign when speaking. This has really helped the smaller kids to grasp the understanding of what they are signing.

Play ~ Hold each hand in front of you so that your pointer and pinky fingers are sticking out, but the rest of your fingers on each hand are tucked into your palm. Rotate each hand at your wrist a few times.

Outdoors ~ Place the downturned fingers of

the open right hand in the left C hand with the right fingers protruding below the left C. Draw the hand up and out.

Ball ~ Curve both hands with the fingertips touching as if holding a ball. Let the thumbs and index fingers face the observer.

Slide ~ Slide the right downturned V fingers across the left flat palm.

Swing ~ Curl the pointer and middle fingers of one hand around the pointer and middle fingers of the opposite hand. Keep both hands close to your chest. Still holding those fingers, sweep both hands back and forth in an arc in


front of you.

Sprinkler ~ Touch the mouth with the index finger of the right W hand. (the sign for water) Then place right elbow on left flat hand and wave back and forth a few times.



“...keep the words simple...”



Books to Read



“Read to your children often to instill a love of reading in them to last a lifetime. Let them pick the book you read and watch them sit and listen”



“read to your children often...”



Kid's Korner

How many words can you make from
Happy Father's Day?



Color the picture.

How many words can you find?

F A T H E R H R D
 A B T H E R B R A
 O A T H E R S I D
 S S T E R M O T D
 H E E R B A S E Y
 B B A L G O L F L
 G A O L F C O U C
 H L F S I H I G N
 B L A H C U O C S
 E B A L L D A D D
 Y G N I H S I F F



What's Different?

Find the difference in the two pictures. List them below or circle them in the pictures.



Fishing
Baseball
Daddy

Father
Golf
Couch