

Visit us online
www.littleangelwingscc.com



Little Angel Wings Childcare & Preschool

Volume 4, Issue 5

May 2010

INSIDE THIS ISSUE:

Reminders	1
Preschool	1
Learning Time	2
Books to Read	2
Kid's Korner	3

Preschool

We have cut back a bit on the workbook pages and are finally enjoying some of the nice weather outdoors. We still review while we are out playing by singing the alphabet, count, and play 'I Spy' games. While indoors we've been having 'circle time'. I give the entire group of children one book and then set a timer. They read their book until the timer goes off then pass the book to their friend on the right. Everyone gets a chance to read all of the books in the circle and it has been teaching them respect, cooperation and patience. Other times I will let one of the kids' pick a book and read it out loud to the group. They can either make up their own story or try to remember how the book goes. It's so much fun to hear some of the things they come up with. Their imaginations are so vivid and it is improving their vocal skills and shyness.

Events

These reminders were in the newsletter last month but I thought I would put them in again since we are still having some chilly mornings and I want to be sure that the kids stay safe while playing in the driveway. Spring is FINALLY here and that means better weather is on it's way... PLEASE make sure your child arrives at daycare ready for play outdoors, a walk through the neighborhood, or a field trip. They have been cooped up all winter and we need to take advantage of any nice days that we get. They will need to be dressed for such activities including walking shoes and possibly a jacket. When I have the little ones outdoors playing, please DO NOT pull into the driveway, this is the area the children are playing in and it puts things on hold when a car is occupying their play space. For safety reasons as well I would rather not try to corral all of the children so they don't get hit by an incoming car. The count of kids playing in the driveway is constantly changing so you may never know if a child is out of view.



**Happy
Birthday
Kailie!**

**May 7th is National
Provider
Appreciation Day
followed by
Mother's Day on
May 9th!**



Learning Time - Sign Language

Now that the group is getting a little older and their vocabulary is improving greatly I have noticed that we aren't working on our sign as much as before. I am working at getting back to reviewing the words they already know and introducing new ones in the process. This is also a form of preschool that we can all do outdoors while we are playing.



Mother - Touch the right chin or cheek with the thumb of the right open hand. The fingers may be wiggled slightly.

Father - Touch the forehead with the thumb of the right open hand. The fingers may be wiggled slightly.



Sister - Trace the right jawbone from ear

to chin with the palm side of the right a thumb. Then point both index fingers forward and bring them together.

Brother

~ Move the right hand to the forehead as though gripping the peak of a hat between the fingers and thumb; then move it forward a few inches. Next point both index fingers forward and bring them together.



Baby - Hold the arms in the natural position for cradling a baby and rock the arms sideways.

Ball - Curve both hands with fingertips touching as if holding a ball. Let the thumbs and index fingers face



the observer.






Bike - Move both downturned S hands forward in alternate circles.

Toy - Hold both Y hands in front of the chest and pivot them from the wrists a few times.



"...keep the words simple..."





Books to Read



"Read to your children often to instill a love of reading in them to last a lifetime. Let them pick the book you read and watch them sit and listen"



"read to your children often..."



Kid's Korner


How many words can you make from
Happy Mother's Day?



Color the picture.

How many words can you find?

M	O	T	H	E	R	A	B	F
O	O	B	K	N	G	O	T	L
M	O	M	C	B	D	M	S	O
M	M	P	C	A	A	M	A	W
Y	R	H	J	B	F	E	L	E
O	W	E	E	Y	R	S	M	R
O	M	G	I	M	F	Y	M	S
C	H	O	C	O	L	A	T	E
L	O	M	K	C	H	O	C	O
L	A	T	H	E	M	O	O	M
M	G	N	C	C	O	H	C	Y



What's Different?

Find the difference in the two pictures. List them below or circle them in the pictures.

Flowers
Mom
Mother

Mommy
Chocolate
Baby