

Volume 1, Issue 4

April 2007

Special points of interest:

- Notices
- Preschool
- Learning Time
- Easter Bunny Fingerplay
- Books
- Kid's Korner



Notices

With the warmer weather swiftly approaching I have been trying to get the little ones out in the fresh air as much as possible. Just a reminder that in doing this they may need a jacket and appropriate shoes to go outdoors and enjoy nature without getting too chilly!

I want to remind all of you that it is my

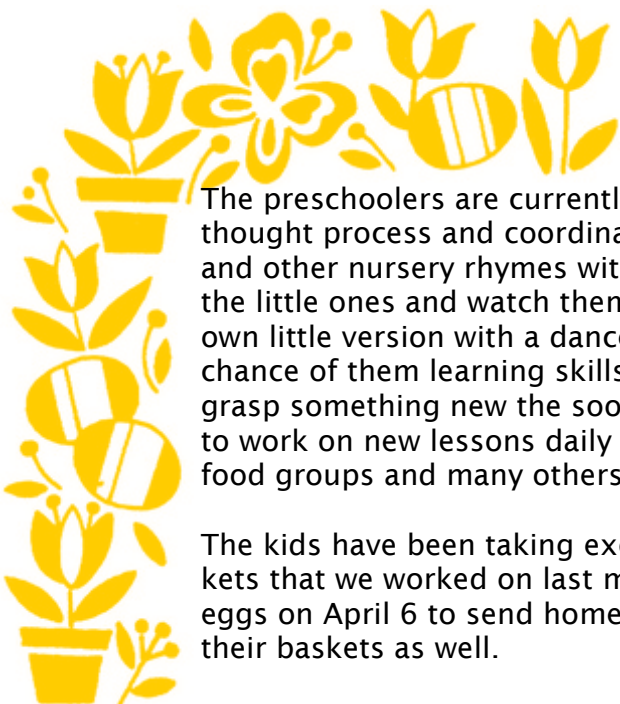
policy, that you only call after hours if you have an emergency. If an emergency comes up, please call me on my cell phone and leave me a detailed message. I do not always have my cell phone with me, but I will return your call at my earliest convenience.



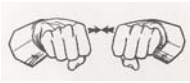
Preschool & Crafts

The preschoolers are currently working on 'mazes' which helps to improve their thought process and coordination. As always we sing the alphabet, counting songs, and other nursery rhymes with all of the children. The older children *Love* to sing to the little ones and watch them having fun trying to sing along and throwing in their own little version with a dance! Repetition in our every day lessons really increase the chance of them learning skills at an earlier age and the earlier the older children grasp something new the sooner they are apt to teach it to the little ones! I continue to work on new lessons daily including sign language words, coloring pages, puzzles, food groups and many others with all of the children.

The kids have been taking excellent responsibility caring for their grass Easter baskets that we worked on last month. Easter is on April 8 and with that we will decorate eggs on April 6 to send home for the Easter Bunny to hide and add a few things to their baskets as well.



Learning Time - Sign Language Words



Shoes - Strike the thumb sides of both closed hands together a few times.

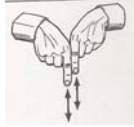


Please - Make a circle with the right flat hand over the heart.



Mother - Touch the right chin with the thumb of the right open hand. The fingers may be wiggled slightly.

Socks - Point both index fingers down. Rub them up and down against each other alternately.



Water - Touch the mouth with the index finger of the right W hand a few times.

Thank-you - Touch the lips with the fingertips of one or both flat hands, then move the hands forward until the palms are facing up. It is natural to smile and nod the head while making this sign.



Father - Touch the forehead with the thumb of the right open hand. The fingers may be wiggled slightly.



Easter Bunny Fingerplay

Easter Bunny, Easter bunny

(Make bunny ears)





Pink and White, come fill my basket

(Pretend to fill basket)

Overnight

(put head on hands and pretend to sleep)

Suggested Reading



Kid's Korner

How many words can you make from
Happy Easter?



Color the picture.

How many words can you find?

J	T	D	G	S	W	C	V	K
E	P	B	U	N	N	Y	Y	L
L	U	D	F	W	S	W	E	C
L	T	Y	H	S	G	G	L	V
Y	U	K	L	G	S	W	L	F
B	F	G	R	G	Y	U	O	K
E	A	S	T	E	R	D	W	F
A	J	K	R	T	A	S	W	H
N	L	K	S	P	E	E	P	S
S	P	L	E	D	S	A	W	T
C	H	O	C	O	L	A	T	E

Easter
Eggs
Chocolate
Bunny

Jelly Beans
Yellow
Peeps



What's Different?

Find the difference in the two pictures. List them below or circle them in the pictures.