

Volume 1, Issue 8
August 2007

Special points of interest:

- Notices
- Preschool
- Learning Time
- Books
- Kid's Korner



Little Angel Wings Childcare & Preschool Newsletter

Notices & Reminders

Daycare will be closing at 12:45p.m. on Friday, August 10, 2007 for my dentist appointment.

Please mark your calendars of this date and I will also remind you as the time gets closer.



Preschool & Crafts

I am beginning to gather more information for the preschool packets and expecting to begin a new school year towards the beginning of September. Until that time I will continue to review previous lessons with the little ones.

We are also trying to get outdoors as much as possible to have fun riding bikes, swinging, coloring with sidewalk chalk, running, blowing bubbles, going on walks etc. If your child may need some extra attention in a certain area of learning or if they are moving onto a new stage of learning at home and you would like me to continue the education here at daycare please make sure you talk to me about what you are working on so we are all on the same level of learning. Any and all suggestions are always welcome.

I will also continue to try and take the little ones out to Applebee's either on Tuesday's or Thursday's for lunch (weather permitting). While taking the kids on this outing they are learning how to behave in a public setting and also gaining confidence talking to the servers when ordering their meal. They have been doing Wonderful!



Learning Time - Sign Language Words

The following are words that we have been working on and trying to make sure that they know them and understand how to use them before we move onto others that may be a bit more difficult to either sign or comprehend. These are just a hand full of the words that they will learn at daycare. The older children are going to start working on the alphabet and #'s and this will hopefully help them to say them with a sign that correlates. Mother, father, please, thank-you, milk, more, eat, sleep, ball, hurt, water, diaper.



Water - Touch the mouth with the index finger of the right hand a few times.

Please - Make a circle with the right flat hand over the heart.



Thank-you - Touch the lips with the fingertips of one or both flat hands, then move the hands forward until the palms are facing up. It

is natural to smile and nod the head while making this sign.



Mother - Touch the right chin with the thumb of the right open hand.

The fingers may be wiggled slightly.

Father - Touch the forehead with the thumb of the right open hand. The fingers may be wiggled slightly.



Eat - The right hand moves toward the mouth a few times.

Ball - Curve both hands with fingertips touching as if holding a ball. Let the thumbs and



index fingers face the observer.

Sleep - Place the palm side of the right open hand in front of the face and move it down to the chin level while forming an *and* hand.











More - Touch the fingertips of both hands before the chest with palms facing down. The right hand can be brought up to meet the left from slightly lower position.



Milk - Squeeze both slightly open S hands with a downward motion, alter-




Suggested Reading



Kid's Korner

How many words can you make from
Back to School?



Color the picture.

How many words can you find?

S C H O O L Y F T
 T D Y I O P L M E
 U R T U N A P N A
 D H D T W P J K C
 E D O P Z P A R H
 N P P L E L F A E
 T S T U D E E N R
 S T S C R A Y J K
 C R A Y O N S U G
 F F F G A L F V D
 T S X A F H K O P
 K G T H D C N M M

School
Teacher
Students

Apple
Crayons
Flag

What's Different?

Find the difference
in the two pictures.
List them below or
circle them in the
pictures.

