



Little Angel Wings Childcare & Preschool

Newsletter

Volume 1, Issue 2

February 2007

Special points of interest:

- Notices
- Preschool
- Learning Time
- Books



Notices

I am working with the children to teach them to take good care of their bodies as well as their minds and I would like to encourage the kids to have fun while stretching and exercising. Beginning in February we will start an exercise program. Along the same lines of keeping a healthy body I will also teach them the importance of

taking care of their teeth, so we will start to have the older children brush their teeth after meals! I ask that all of the parents provide a toothbrush for your child at childcare and their favorite toothpaste by February 9! I believe it is extremely important to instill good habits with children at a young age to teach them

about having a long and healthy life!

Along w/ the Valentine's Day boxes "we will be celebrating Valentine's Day on the 14th if your child wishes to bring Valentine's for that day! I will provide a list of all of the children's names and give those out to you by the February 2nd"

Preschool

The older children are continuing to work on shapes and enjoying the parent involvement with their homework on the weekends! Through our story-time we read about counting, colors, numbers, and opposites. Our baking days are extremely fun watching the children get into (literally) what we are baking and knowing that they get to eat it for snack later that day. They are getting excited about working on the Valentine's Day boxes which will include cutting, gluing and coloring.

The infants will continue to work on sign language words such as 'please, thank-you, mother, father, milk, more, book, and hurt!' Depending on their age and level that they are at I will work with various motor skills using blocks, stacking cups, rolling a ball back and forth, the ABC drum, or mastering rolling, sitting, crawling, or walking!



Learning Time - Sign Language Words



Please - Make a circle with the right flat hand over the heart.

Thank-you

Touch the lips with the fingertips of one or both flat hands, then move the hands forward until the palms are facing up. It is natural to smile and nod the head while making this sign.



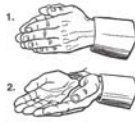
Mother - Touch the right chin with the thumb of the right open hand. The fin-

gers may be wiggled slightly.

Father - Touch the forehead with the thumb of the right open hand. The fingers may be wiggled slightly.



Book - Place the hands palm to palm, with fingers pointing forward. Open both hands to the palm-up position while maintaining contact



with the little fingers.

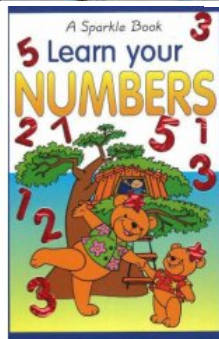








More - Touch the fingertips of both hands before the chest with palms facing down.



Milk - Squeeze one or both slightly open hands with a downward motion. Do it alternately if two hands are used.



Books List



Here is just a few of the books we will be reading this month. Be sure to read to your child at home often. Reading to them at an early age will help build a love for reading and learning!