

Visit us online at
www.littleangelwingscc.com

- Our new website!



Little Angel Wings Childcare & Preschool Newsletter

Volume 1, Issue 1

January 2007

Special points of interest:

- Notices
- Preschool
- Learning Time
- Books

Notices

PLEASE remember to park as far to one side or the other of the driveway especially when there is snow on the ground. I have noticed that there have been parents parking on the street and trying to get their children either in or out of the car where it may be a bit more dangerous. I will have the year-end receipts to you no later than this Friday, please look then over and make sure that they match

your records. If you happen to have reimbursement from your work please provide me with a copy of their form for my records! I will also be updating the Personal Pages to make sure that I have all of your current info and to see where things are with your little ones at home! Once you receive them please fill them out and return them ASAP!

As always any questions, comments, or

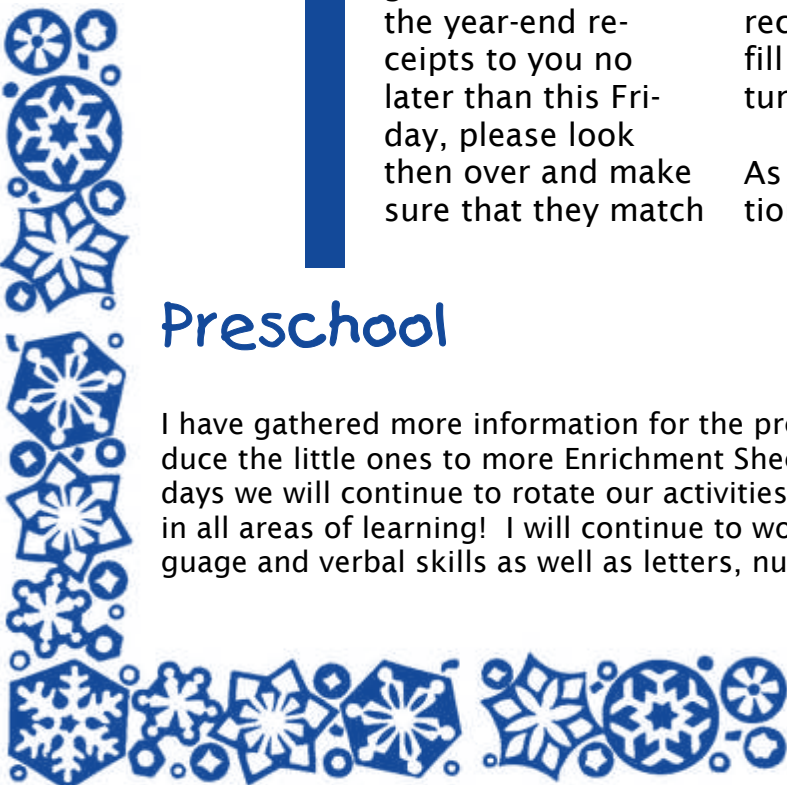
concerns are welcome!!!

Thank-you all for your cooperation and understanding!!!!



Preschool

I have gathered more information for the preschool age children and will start to introduce the little ones to more Enrichment Sheets on Tuesday's and Friday's. On the other days we will continue to rotate our activities and hopefully keep the children interested in all areas of learning! I will continue to work with all of the children on their sign language and verbal skills as well as letters, numbers, shapes, colors, and singing!



Learning Time - Sign Language Words



Please - Make a circle with the right flat hand over the heart.

Thank-you - Touch the lips with the fingertips of one or both flat hands, then move the hands forward until the palms are facing up. It is natural to smile and nod the head while making this sign.



Mother - Touch the right chin with the thumb of the right open hand. The fingers may be wiggled slightly.

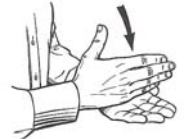
Father -

Touch the forehead with the thumb of the right open hand. The fingers may be wiggled slightly.










No - Hold both O hands in front of the chest and move them to the side in opposite directions.

Stop - Bring the little-finger side of the right flat hand down sharply at right angles on the left palm.



Books List



Here is just a few of the books we will be reading this month. Be sure to read to your child at home often. Reading to them at an early age will help build a love for reading and learning!