

Volume 1, Issue 7

July 2007

Special points of interest:

- Notices
- Preschool
- Learning Time
- Books
- Kid's Korner



Little Angel Wings Childcare & Preschool Newsletter

Notices & Reminders

The flowers that the little ones planted a while back are just about ready to go home so they may be enjoyed there. The kids have been doing a wonderful job keeping them watered and making sure that if the sun gets too warm they help move them into the shade. Coming up real soon I will be taking July 4th -6th off for a small vacation. The 4th is a paid Holiday and the 5th and 6th are to be used as

my vacation days. I do not have any days planned off in the near future but as always if you know of any days that you might have off please let me know as soon as possible so that I may mark my calendar. We will also continue to try and get the little ones to the movie theater on either Wednesday or Thursday morning of the next few weeks for the free movie that Great Escapes is offer-

ing (weather permitting). In this event *Please* make sure that your child arrives at daycare with the necessary items to go on a walk i.e. shoes, jacket, sunscreen, and possibly a sunhat.



Preschool & Crafts



We are continuing to work on our summer lessons outdoors or review of some of the lessons that we worked on already in our workbooks. This review may include colors and coordination in coloring, numbers and counting, alphabet, manners, singing/dancing, sign, puzzles, computer, skipping, bike riding, blowing bubbles, healthy bodies and teeth. Our regular workbook lessons will resume the beginning of September.

Learning Time - Sign Language Words

The following are words that we have been working on and trying to make sure that they know them and understand how to use them before we move onto others that may be a bit more difficult to either sign or comprehend. These are just a hand full of the words that they will learn at daycare. The older children are going to start working on the alphabet and #'s and this will hopefully help them to say them with a sign that correlates. Mother, father, please, thank-you, milk, more, eat, sleep, ball, hurt, water, diaper.



Water - Touch the mouth with the index finger of the right hand a few times.

Please - Make a circle with the right flat hand over the heart.




Thank-you - Touch the lips with the fingertips of one or both flat hands, then move the hands forward until the palms are facing up. It

is natural to smile and nod the head while making this sign.



Mother - Touch the right chin with the thumb of the right open hand. The fingers may be wiggled slightly.

Father - Touch the forehead with the thumb of the right open hand. The fingers may be wiggled slightly.



Eat - The right hand moves toward the mouth a few times.

Ball - Curve both hands with fingertips touching as if holding a ball. Let the thumbs and



index fingers face the observer.

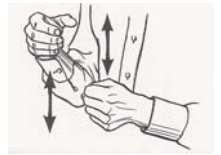
Sleep - Place the palm side of the right open hand in front of the face and move it down to the chin level while forming an *and* hand.








More - Touch the fingertips of both hands

before the chest with palms facing down. The right hand can be brought up to meet the left from slightly lower position.

Milk - Squeeze both slightly open S hands with a



Suggested Reading



Kid's Korner

How many words can you make from
Independence Day?



Color the picture.

How many words can you find?

I	T	A	F	J	K	F	L	W
N	D	G	H	K	O	A	P	Q
D	S	D	F	G	H	M	J	K
E	L	Z	X	C	V	I	B	N
P	I	C	N	I	C	L	Q	W
E	E	R	T	Y	U	Y	I	O
N	P	A	S	D	F	G	H	J
D	Y	F	O	U	R	T	H	K
E	L	L	Z	X	C	V	B	N
N	U	M	Q	W	E	R	T	Y
C	J	U	I	O	Q	B	B	P
E	S	F	H	K	X	V	N	T

Independence
July
Fourth

Picnic
BBQ
Family

What's Different?

Find the difference
in the two pictures.
List them below or
circle them in the
pictures.