

Volume 1, Issue 6

June 2007

Special points of interest:

- Notices
- Preschool
- Learning Time
- Books
- Kid's Korner



Little Angel Wings Childcare & Preschool Newsletter

Notices

The flowers that the kids and I planted last month are doing very well and they are learning quite a bit on how to care for their plants. I have to admit they were pretty upset the day after we planted them when they arrived at daycare and didn't find pretty blooming flowers. So, we all sat down and discussed the process on how a flower grows and they are being VERY patience with the project and getting more and more excited now that the seeds have begun to sprout.

Vacations

Now that summer is sneaking up on us very quickly I would like to see if any of you might know of any upcoming vacations or time off that you are aware of on your end. I tend to try and work with my families and if there are quite a few parents taking time off around a certain time, then I will take my days then as well. Please let me know of any plans to be absent from daycare so I may mark my calendar. I do plan on taking a vacation day Thursday, July 5 off which is obvi-



ously the day after Independence Day-which is also a paid off holiday. Mark your calendars of these days and I will also remind you as the time gets closer.

Preschool & Crafts

Now that the weather is getting a bit nicer, I have been getting the little ones out in the fresh air as much as possible. So in doing this we have put away the workbooks for a while and have been concentrating on learning activities outdoors such as skipping, bike riding, running, coordination with various games, and also singing our alphabet and counting. All of the children appear to love the change of pace and it also seems to make the day go much quicker for all of us. The toddlers are still working on motor skills, sign language, vocabulary, body parts, tumbling and join in as we are singing A,B,C's and #'s.



Wipes & Tissues

Please bring a new package of wipes and tissues for each child in attendance at daycare. As always remember that your little one has very delicate skin and the softer the better when buying these items. I have found that the Huggies Supreme wipes tend to work the best and stay moist longer-they are really thick and tend to get the job done with just one wipe rather than having to double up like some of others. If you could have the supplies to daycare ASAP that would be great but please no later than Friday, June 8.

Learning Time - Sign Language Words

The following are words that we have been working on and trying to make sure that they know them and understand how to use them before we move onto others that may be a bit more difficult to either sign or comprehend. These are just a hand full of the words that they will learn at daycare. The older children are going to start working on the alphabet and #'s and this will hopefully help them to say them with a sign that correlates. Mother, father, please, thank-you, milk, more, eat, sleep, ball, hurt, water, diaper.



Water - Touch the mouth with the index finger of the right hand a few times.

Please - Make a circle with the right flat hand over the heart.



Thank-you - Touch the lips with the fingertips of one or both flat hands, then move the hands forward until the palms are facing up. It

is natural to smile and nod the head while making this sign.



Mother - Touch the right chin with the thumb of the right open hand. The fingers may be wiggled slightly.

Father - Touch the forehead with the thumb of the right open hand. The fingers may be wiggled slightly.



Eat - The right hand moves toward the mouth a few times.

Ball - Curve both hands with fingertips touching as if holding a ball. Let the thumbs and



index fingers face the observer.

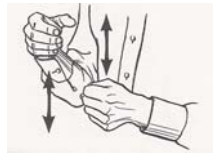
Sleep - Place the palm side of the right open hand in front of the face and move it down to the chin level while forming an *and* hand.










More - Touch the fingertips of both hands

before the chest with palms facing down. The right hand can be brought up to meet the left from slightly lower position.

Milk - Squeeze both slightly open S hands with a downward motion, alternating hands.



Suggested Reading



Kid's Korner

How many words can you make from
Happy Father's Day?



Color the picture.

How many words can you find?

F A T H E R H R D
 A B T H E R B R A
 O A T H E R S I D
 S S T E R M O T D
 H E E R B A S E Y
 B B A L G O L F L
 G A O L F C O U C
 H L F S I H I G N
 B L A H C U O C S
 E B A L L D A D D
 Y G N I H S I F F

Fishing
 Baseball
 Daddy

Father
 Golf
 Couch

What's Different?

Find the difference
 in the two pictures.
 List them below or
 circle them in the
 pictures.

