

Volume 1, Issue 5
May 2007

Special points of interest:

- Notices
- Preschool
- Learning Time
- Books
- Kid's Korner



Little Angel Wings Childcare & Preschool Newsletter

Notices

The April showers will soon bring May flowers! The kids and I are planning on making this happen by planting their very own flowers outdoors to take care of. I have purchased some packages of seeds and a few flower pots and soil to let the kid's plant with. If you would like to bring some of your own seeds and flowers pots for the

kids to plant and take care of here at daycare, we would send them home once they were big enough to travel. The seeds don't necessarily have to be flowers, let your child help pick out their favorite vegetable or anything else that they can watch grow. We will begin this activity in the 1st or 2nd week of May.



Preschool & Crafts



The preschool age children have been working on a review of their alphabet and counting skills. They have also been thinking of words that start with each letter of the alphabet. We will continue to do a bit more review on our counting and number recognition in order to do our next lesson. The next packet that I have put together may be a bit more challenging for the little ones because they will really have to know their numbers 1-10 in order to complete the connect the dots pages! In between the review lessons they are working on puzzles, food groups, days of the weeks, seasons, and many things about their body.

I have been working on various skills with the smaller children including stretching, motor skills, singing, walking, stairs, vocab and sign language, and A,B,C's. I will always give each child one on one attention and focus on his or her own developmental stage and determine with the parents when they are ready for the next level of learning! All of the little ones seem to be at different levels of learning and require special attention on different areas of their progress.

Learning Time - Sign Language Words

We have been working quite a bit on the basic sign-language words and trying to master them before we go onto ones that may be a bit more difficult! Some of the words may include:

Please, Thank-you, More, Milk, Water, Food/Eat, Ball, Mother, Father, Hurt, and All-done. I will be teaching the preschool age children the alphabet in sign as well as continuing to teach those words that they might be able to use throughout the day in normal conversation!



Water - Touch the mouth with the index finger of the right hand a few times.

Please -

Make a circle with the right flat hand over the heart.



Thank-you - Touch the lips with the fingertips of one or both flat hands, then move the hands forward until the

palms are facing up. It is natural to smile and nod the head while making this sign.



Mother - Touch the right chin with the thumb of the right open hand. The fingers may be wiggled slightly.

Father - Touch the forehead with the thumb of the right open hand. The fingers may be wiggled slightly.



Eat - The right *and* hand moves toward the mouth a few times.



Ball -

Curve both hands with fingertips touching as if



holding a ball. Let the thumbs and index fingers face the observer.

Hurt - Place the right middle finger on the heart with other fingers extended; then twist the hand quickly forward and outward from the wrist.













Done - Hold the left flat hand with fingers pointing forward and palm facing right.



Move the fingers of the right flat hand outward along the index-finger edge of the left until it drops off the end.

Suggested Reading



Kid's Korner

How many words can you make from
Happy Mother's Day?




Color the picture.

How many words can you find?

M O T H E R A B F
 O O B K N G O T L
 M O M C B D M S O
 M M P C A A M A W
 Y R H J B F E L E
 O W E E Y R S M R
 O M G I M F Y M S
 C H O C O L A T E
 L O M K C H O C O
 L A T H E M O O M
 M G N C C O H C Y

Flowers
Mom
Mother

Mommy
Chocolate
Baby



What's Different?

Find the difference
in the two pictures.
List them below or
circle them in the
pictures.
