

Volume 3, Issue 11  
November 2009

*Special points of interest:*

- Preschool
- Wipes & Tissues
- Tea Party
- Books
- Kid's Korner



# Little Angel Wings Childcare & Preschool Newsletter

## Preschool

Activities will continue as normal. They all seem to be doing wonderful and progressing

every day. If you have any suggestions on lessons or areas in which you feel your child may

need extra attention, please discuss them with me and I can address them here at daycare.

## Wipes & Tissues

It has been several months again since I had you bring wipes and tissues. Please help restock the supply with Huggies Supreme wipes and Kleenex or Puffs tissues. If you can find the ones with Vicks in them they seem to work really well when the little ones have the sniffles. I have been going through the wipes pretty fast with such a bad season of the flu going around. The little ones get a wipe to use before eating and then wash with soap and water when they are finished with their meal. We have been discussing how to cover a cough and to wash our hands after using a tissue for our nose. With all of our new lessons and the use of Lysol daily I am hoping to reduce the exposure of the cold and flu this season....keeping my fingers crossed.

## Tea Party

With all of the planning for Halloween I have not gotten to the outfits for our tea party yet. I'm hoping that as soon as I am done taking pictures of the little ones in their costumes I will be able to tailor some of the clothes that were brought in for our tea party event. Once again if you have any old prom or bridesmaid dresses, vests, ties, hats, shoes, etc. I would be happy to turn them into dress-up items for the little ones to enjoy. Also, if you have any mismatched pieces of china that you would like to donate for the kids to use during their tea party, I have a tote all ready to add things to. I am hoping that once we start having our tea parties the kids will have a better understand of manner and respect for one another. I would like to teach them how to be patience when eating, how to compliment one another, and table manners, along with many other benefits of having a sit down together.

## Updates

Again, if you have not marked your calendars, please do so on the following dates. I will have an early pick-up on November 9<sup>th</sup> at 12:30. Daycare will be closed on November 19<sup>th</sup>, 20<sup>th</sup>, 26<sup>th</sup> and 27<sup>th</sup>. I have given all of my daycare families a list of the days off between now and the first of the year but I will remind you of the December dates in the newsletter for next month. I will have 2010 Contracts out to you by December 7<sup>th</sup> and will need them signed and returned to me no later than December 18<sup>th</sup>. Year-end receipts will be handed out in January (date to be announced later).



# Learning Time - Sign Language Words

We will continue to mix up the words that we are working on here at daycare including the alphabet and words that they can use in every day conversation. Please remember to encourage your little ones at home to use both verbal and sign language.



**Water** - Touch the mouth with the index finger of the right W hand a few times.

**Please** - Make a circle with the right flat hand over the heart.



**Thank-you** - Touch the lips with the fingertips of one or both flat hands, then move the hands forward until the palms are facing up. It is natural to smile and nod the head while making this sign.

**You're Welcome** - same as Thank-you

**Mother** - Touch the right chin



with the thumb of the right open hand. The fingers may be wiggled slightly.

**Father** - Touch the forehead with the thumb of the right open hand. The fingers may be wiggled slightly.



**More** - Touch the fingertips of both hands before the chest with palms facing down. The right hand can be brought up to meet the left from slightly lower position.

**Drink** - Move the right C hand in a short arc toward the mouth.

**Milk** - Squeeze both slightly open S hands with a downward motion, alternating



hands.



**Done** - Hold the left flat hand with fingers pointing forward and palm facing right. Move the fingers of the right flat hand outward along the index-finger edge of the left until it drops off the end.







**Help** - Place the closed right hand on the flat left palm and lift both hands together.

**Stop** - Bring the little-finger side of the right flat hand down sharply at the right angles on the left palm.



**Potty** - Shake the right T hand in front of the chest with the palm facing forward.

## Suggested Reading



# Kid's Korner

How many words can you make from  
Happy Thanksgiving?

---



---



---



---




---



---



---



Color the picture.

How many words can you find?

T H A N K S R O B  
 H P H A E M A N Y  
 A K I P M J C K P  
 N T H I A N O K S  
 K G I L V I R N Y  
 S G C G O R N N E  
 G P I R L G R I K  
 I M T I U R K E R  
 V Y T M H A N K U  
 I H H A R V E S T  
 N A R B E N V S T  
 G R G H T Y R E T

Thanksgiving  
 Turkey  
 Harvest

Corn  
 Thanks  
 Pilgrim

What's Different?

Find the difference  
 in the two pictures.  
 List them below or  
 circle them in the  
 pictures.




---



---



---



---



---



---



---