

Visit us online
www.littleangelwingscc.com



Little Angel Wings Childcare & Preschool

Volume 5, Issue 9

September 2011

INSIDE THIS ISSUE:

Preschool	1
Holiday	1
Books to Read	2
Kid's Korner	3

Thank-you to all my daycare families...because of you, I get to wake up every day to a job I LOVE!!!

Preschool

Now that the bigger kids have gone off to school, the younger ones are working on a few different things. Letter recognition, listening to direction and follow through, manners and respect for themselves and others, social skills on our outings...and many other things! They will be getting back to their workbooks soon for some hand

News

Congratulations to Erin and Mark on the arrival of their new addition:
Reagan Jaye

Happy Belated 2nd Birthday Jack!!!

Congratulation to all the kiddos that are now in school-we will miss having you at Little Angel Wings! Wishing you the very best in the 2011-2012 school year!!

Ashlyn-4th Grade

Nessa-Kindergarten

Landon-Kindergarten

Holidays

Please mark your calendars of the upcoming holidays and closed dates!

September 5, 2011 Labor Day

December 16, 2011 Doctor Day

December 23, 2011-December 30, 2011 Christmas break

Immunization

It's that time again to update your child's immunization records at daycare. Please make copies and have them turned in by September 16, 2011!! Also, if any other personal information has changed, please provide that for your file as well!! I like to keep your information as up to date as possible, such as work numbers, cell phone numbers, addresses, etc!



Why not bake an apple pie or make some applesauce with your child this month?



Learning Time - Sign Language

The little ones are really learning a lot of new words and boosting their self-esteem! They are becoming less frustrated with the use of signing. Along with the sign they are also working on verbal skills and using both when communicating! We have been stick to a few basic words and every



once in a while I'll throw a new word in there for the bigger kids! They are all doing such a good job!!

Please - Make a circle with the right flat hand over the heart.



Thank-you - Touch the lips with the fingertips of one or both flat hands, then move the hands forward

until the palms are facing up. It is natural to smile and nod the head while making this sign.

Milk - Squeeze both slightly open S hands with a downward motion, alternating hands.



More - Touch the fingertips of both hands before the chest with palms facing down. The right hand can be brought up to meet the left from slightly lower position.



Eat - The right and hand moves toward the mouth a few times.



Ball - Curve both hands with the fingertips touching as if holding a ball. Let the thumbs and index fin-

gers face the observer.


Welcome - Position the right flat hand forward and to the right with the palm facing left. Sweep the hand in toward the body until the palm is facing in front of the abdomen.

Diaper - Sign diaper by taking your hands and placing them down around your waist. Take your index fingers and middle finger together from each hand and tap them on your thumbs. It is like you are playing mini castanets at waist height. Lots of people will do the sign a bit higher up on the body if necessary for baby to see it properly.



"...keep the words simple..."



Books to Read



"Read to your children often to instill a love of reading in them to last a lifetime. Let them pick the book you read and watch them sit and listen"




"read to your children often..."



Kid's Korner

How many words can you make from
Apple Tree?



Color the picture.

How many words can you find?

A	P	P	L	E	A	P	O	D
G	K	L	I	Y	P	Y	J	K
T	R	T	E	E	P	L	E	A
R	I	K	H	G	L	M	L	P
E	C	D	F	S	E	E	D	S
E	K	P	H	A	S	P	P	K
L	E	P	P	H	A	J	K	B
H	Y	P	R	Y	U	T	X	D
E	W	I	A	R	C	Y	K	L
B	N	E	M	K	E	U	Y	R
G	F	R	E	W	Q	S	D	G



What's Different?

Find the difference in the two pictures. List them below or circle them in the pictures.

Apple
Tree
Seeds

Pie
Applesauce